

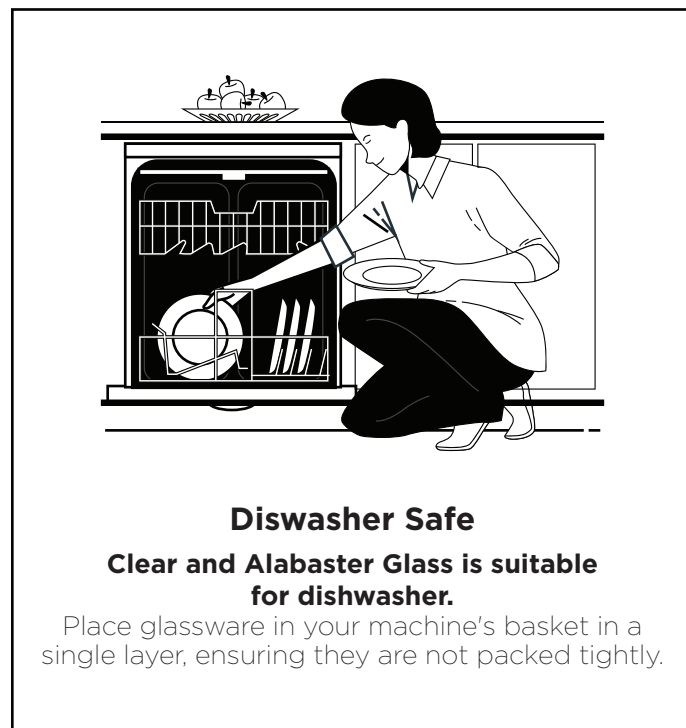


ARDACAM[®]

GLASSWARE CARE TAKING GUIDE




Wash before first use.



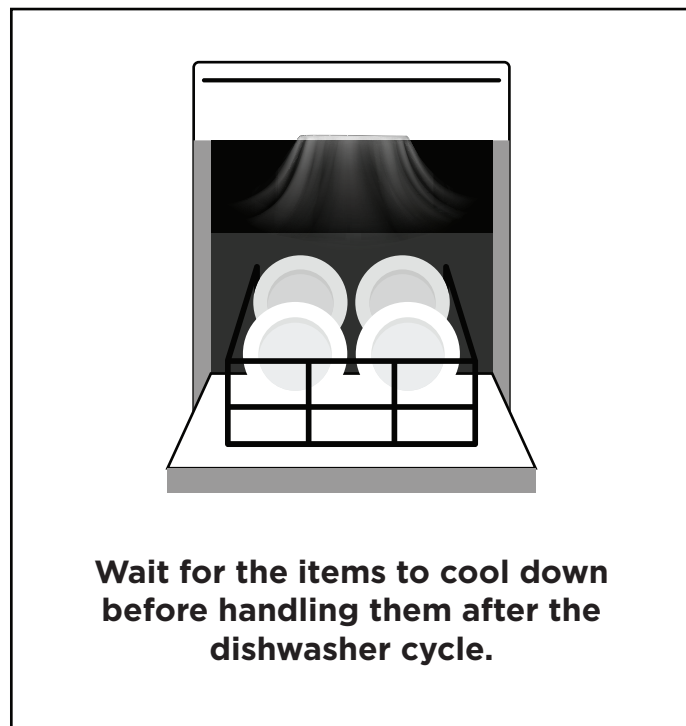
Diswasher Safe

Clear and Alabaster Glass is suitable for dishwasher.


Place glassware in your machine's basket in a single layer, ensuring they are not packed tightly.



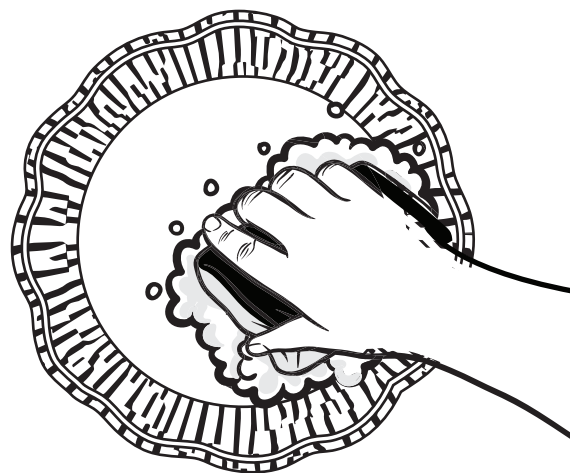
Dry glass plates and bowls immediately after washing with a microfiber cloth to prevent water spots.



Wait for the items to cool down before handling them after the dishwasher cycle.



Glass with decoration/rim is not suitable for dishwasher.



Hand wash the decorated glass with warm water. You can use a soft cloth for cleaning



Sudden and severe impacts with metal spatulas, metal cutting objects etc. may damage the product. When using the sponge use the soft side.

ARDACAM®



Not suitable for oven use.




Avoid sudden and high heat changes. The temperature variation should be a maximum of 65°C



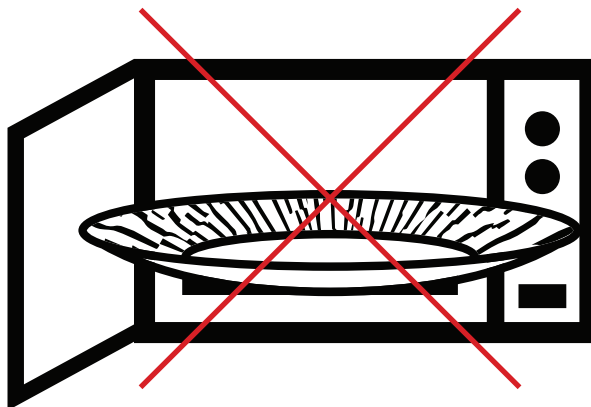
**Not suitable for cooktop use.
Do not allow the contact with open flames.**



Do not pour cold liquid into hot product or hot liquid into cold product.



**Clear and Alabaster Glass is suitable
for microwave oven use.**



**Glass with decoration/rim is not
suitable for microwave oven use.**

ARDACAM®

**Always handle glassware gently.**


Ensure carrying glass plates and bowls in a way that prevents the edges from hitting each other.



Do not use fractured, cracked or scratched products.



Dispose of glass plates and bowls according to local recycling regulations when they reach the end of their life.



ARDACAM®

Cihangir Mahallesi Kemal Türker Sokak No: 03

34310 Avcılar - İstanbul / Türkiye

+90 212 422 10 66 | info@ardaglassware.com

www.ardaglassware.com

FOR WEB SITE

